

# ELECTRIC VIBRATORS ADJUSTABLE SPEED & FORCE

- SILENT
- Speed Dial Control on All Units
- Low Power Consumption
- Overload Protection
- Permanent Magnet DC Motor for Cost-Effective Reliability
- Totally Enclosed for Indoor/Outdoor Applications

# VIBCO

<http://www.VIBCO.com>

# MODEL SCR-ELECTRIC

- 0-4000 RPM Adjustable Speed • Adjustable Force
- Noiseless - As Low As 68dB • Continuous Duty

The SCR line of electric vibrators represents the latest in vibration technology. This line incorporates both adjustable speed and adjustable force features without creating irritating noise. The low amperage draw at 115V and 230V reduces power consumption and makes them useable in any area without special wiring. The SCR line eliminates noisy electromagnetic vibrators and the drawbacks associated with unadjustable constant speed units. Why is it so important to adjust the speed and force? The conventional constant speed units are sized within narrow operating limits and may not move material out of bins or pack the material in containers should the moisture content or other conditions change. With the ability to change the speed and force of the SCR vibrator, you increase your application flexibility, reduce equipment downtime, minimize added operator expense, and improve safety by avoiding those situations where the operator must climb up the bin or chute to loosen the material.


The innovations designed into the SCR line have resulted in successful performance in many different applications. VIBCO's application engineers are available to assist you at NO CHARGE in selecting the proper vibrator for your specific application. VIBCO also offers a 10 day **FREE TRIAL** on your application. Your only obligation is the freight.

## BINS, HOPPERS & CHUTES

VIBCO offers different brackets such as wedge or pin-mount, clamp-on or pipe bracket, for tote bins, feeders, transfer pipes, etc.

## SCREENS & FEEDERS

The adjustable speed and force makes the SCR units ideal for small to medium screens. VIBCO's small and medium screen concept avoids heavy costly frames and large vibrators by vibrating the screen. Ask VIBCO for drawings. (See picture below.)



SCR-500 on Wedge Bracket

SCR-200 on Pin Bracket

SCR-100 on Clamp-Blocks

SCR-350 on Pipe Bracket

## TEST TABLES

The SCR vibrators are very suitable on test tables where force, frequency, g-force and amplitude need to be varied. Ask VIBCO for Test Table Brochure and How to Set-Up A Test Procedure and How to Calculate g-Force and Amplitude.

For feeder applications use VIBCO's PATENTED bracket design changing the rotary motion of a vibrator to a linear feeding motion. Ask our application engineer for details.

## HOW TO SELECT

**FOR BINS AND HOPPERS:** Calculate the weight of the material in the transition (sloping part) of the bin or hopper (not the straight wall above the transition). Divide by 10 and the sum left is the force needed on the vibrator. For example: if your calculated weight is 2000 lbs. divided by 10 equals 200, you will need a vibrator producing 200 lbs. of force or Model SCR-200.

**FOR SCREENS:**

A. When vibrating the screen, only as in picture above, multiply the weight of material on the screen by two and the sum is the force needed on the vibrator.

B. Mounting the vibrator on the screen-frame and vibrating both material and frame, multiply total weight of material and frame by three to get vibrator force needed.

**VIBRATING PACKING TABLES:**

Multiply total weight of material and carton by two to get force needed. NOTE: If weight of packing table is known, add its weight to material weight and multiply by 1.5.



# ADJUSTABLE SPEED &




• Parts in dump hopper were interlocking. An SCR-100 on hopper separated them



• SCR-500 on heat mount on hot ash bins




• SCR-400 on screen-feeder



• SCR-200 on deflector pan to stop material from clinging

SCR-300



• SCR-400 on Stainless Steel Hopper

SCR-100

SCR-200

• SCR-200 keeps material flowing evenly to belt conveyor

SCR-60

SCR-50





# FORCE VIBRATORS



• SCR-200 on PC-Board Frame



• Control standard on all units



SCR-1000



SCR-500

• SCR-100 on Box Dumper to prevent hang-ups



SCR-400




SCR-350



• SCR-1000 on Packing Table



• SCR-350 on Test Table testing computer parts



• SCR-200 on Chute



• SCR-100 on Filling Station

# TECHNICAL DATA


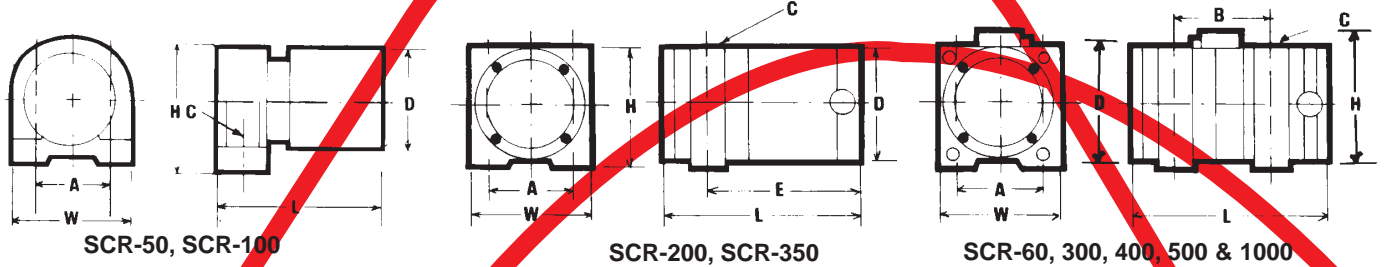
Model	Force (Impact) lbs./N Adjustable		Amp.	***Volt	Ph.	Vibrations per Minute		Wt.		dB*
	lbs.	N				Cont. Duty	Int. Duty	lbs.	kg.	
SCR-50	50	223	2.5	115/230	1	950-2500	2500-4000	8	3.6	71
SCR-60	60	267	2.5	115/230	1	950-2500	2500-4000	5 and 8**	2.3/3.6	68
SCR-100	100	445	1.3	115/230	1	950-2500	2500-4000	4	1.8	68
SCR-200	200	890	2.6	115/230	1	950-2500	2500-4000	12	5.4	70
SCR-300	300	1335	1.7	115/230	1	950-2500	2500-4000	8	3.6	70
SCR-350	350	1558	3.0	115/230	1	950-2500	2500-4000	20	9.1	71
SCR-400	400	1780	2.0	115/230	1	950-2500	2500-4000	9	4.1	70
SCR-500	500	2225	3.5	115/230	1	950-2500	2500-4000	41	18.4	70
SCR-1000	1000	4449	6.5	115/230	1	950-2500	2500-4000	53	24.0	72

\*Decibel at 3' (1 meter on A-Scale) N = Centrifugal force in Newton \*\*5 lbs. Aluminum 8 lbs. Cast Iron \*\*\*50 or 60Hz

## DIMENSIONS

Model	L		W		H		A		B		C*		D		E	
	inch	mm	inch	mm	inch	mm	inch	mm	inch	mm	inch	mm	inch	mm	inch	mm
SCR-50	5 <sup>7</sup> / <sub>8</sub>	149	5	127	3 <sup>5</sup> / <sub>8</sub>	64	4	102	—	—	3 <sup>3</sup> / <sub>8</sub>	10	3	76	3 <sup>5</sup> / <sub>16</sub>	100
SCR-60	6 <sup>3</sup> / <sub>8</sub>	162	4 <sup>1</sup> / <sub>2</sub>	114	3 <sup>1</sup> / <sub>4</sub>	83	3 <sup>5</sup> / <sub>8</sub>	64	1 <sup>5</sup> / <sub>16</sub>	33	5 <sup>1</sup> / <sub>16</sub>	8	3	76	—	—
SCR-100	6 <sup>3</sup> / <sub>4</sub>	187	6	152	4 <sup>1</sup> / <sub>4</sub>	108	5	127	—	—	3 <sup>3</sup> / <sub>8</sub>	10	4	102	—	165
SCR-200	8 <sup>3</sup> / <sub>16</sub>	208	4 <sup>7</sup> / <sub>8</sub>	124	4 <sup>1</sup> / <sub>8</sub>	105	3 <sup>1</sup> / <sub>2</sub>	89	—	—	1 <sup>1</sup> / <sub>2</sub>	12	4	102	6 <sup>1</sup> / <sub>2</sub>	165
SCR-300	8 <sup>1</sup> / <sub>2</sub>	216	4 <sup>1</sup> / <sub>8</sub>	105	5	127	3	76	5 <sup>3</sup> / <sub>4</sub>	145	5 <sup>1</sup> / <sub>16</sub>	8	3 <sup>3</sup> / <sub>16</sub>	90	6 <sup>1</sup> / <sub>2</sub>	—
SCR-350	8 <sup>1</sup> / <sub>4</sub>	210	5 <sup>5</sup> / <sub>8</sub>	143	5 <sup>1</sup> / <sub>4</sub>	133	4 <sup>1</sup> / <sub>2</sub>	114	—	—	1 <sup>1</sup> / <sub>2</sub>	12	5 <sup>1</sup> / <sub>16</sub>	128	—	165
SCR-400	9	229	4 <sup>1</sup> / <sub>8</sub>	105	5	127	3	76	5 <sup>3</sup> / <sub>4</sub>	145	5 <sup>1</sup> / <sub>16</sub>	8	3 <sup>3</sup> / <sub>16</sub>	90	6 <sup>1</sup> / <sub>2</sub>	—
SCR-500	13 <sup>3</sup> / <sub>16</sub>	335	5 <sup>3</sup> / <sub>4</sub>	146	6 <sup>1</sup> / <sub>2</sub>	165	4 <sup>1</sup> / <sub>2</sub>	114	8 <sup>15</sup> / <sub>16</sub>	227	1 <sup>1</sup> / <sub>2</sub>	12	5 <sup>1</sup> / <sub>16</sub>	128	—	—
SCR-1000	14 <sup>1</sup> / <sub>4</sub>	362	6 <sup>1</sup> / <sub>2</sub>	165	7 <sup>1</sup> / <sub>2</sub>	190	5	127	9 <sup>3</sup> / <sub>8</sub>	238	5 <sup>5</sup> / <sub>8</sub>	16	6	140	—	—


\*Bolt size to be used NOTE: Technical data & dimensions subject to change without notice.



• SCR-100 on Test Table



• SCR-500 on Grid Top Table




• SCR-1000 Drum or Carton Packer



Let us send you free copies of our catalogs  
and discover all the VIBCO products designed  
to help you work smart.

**PNEUMATIC  
TURBINE  
VIBRATORS**

- Silent Operation
- No Lubrication
- Longer Service Life
- Catalog #9127




**GENERAL  
CATALOG**

- Pneumatic Vibrators
- Electric Vibrators
- Hydraulic Vibrators
- Catalog #9001




**12 VOLT DC  
VIBRATORS**

- Dump Body Vibrators
- Salt & Sand Spreaders, etc.
- 20 to 3500 lbs. Force
- Catalog #9112



**RAILROAD  
CARSHAKER  
VIBRATORS**

- Largest Line, Light and Portable
- Electric, Pneumatic or Hydraulic
- Silent Models
- Catalog #9126



**AIR CANNONS**

- Patented Dual Piston Design
- Uses Normal Plant Air
- Install in Any Position
- Catalog #9131



**VIBRATING TABLES**

- Densify and Compact Materials in Bags, Cartons, etc.
- Fatigue & Quality Control Testing
- Custom Table Designs
- Catalog #7902

We're The *SILENT* Vibrator Guys™



**VIBCO, INC.**

75 Stilson Road, P.O. Box 8  
Wyoming, RI 02898  
E-Mail: [vibrators@vibco.com](mailto:vibrators@vibco.com)  
Phone: (401) 539-2392 / (800) 633-0032  
FAX: (401) 539-2584  
<http://www.VIBCO.com>

**West Coast:**  
Phoenix, Arizona 85254  
Phone: (480) 596-1809  
(800) 633-0032  
FAX: (480) 596-1614

**Canada:**  
2215 Dunwin Drive  
Mississauga, Ont.L5L 1X1  
Phone: (905) 828-4191  
(800) 465-9709  
FAX: (905) 828-5015

SEE US AT [www.VIBCO.com](http://www.VIBCO.com)